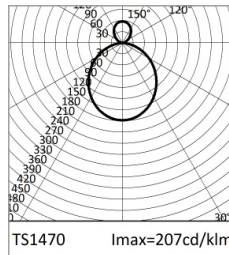
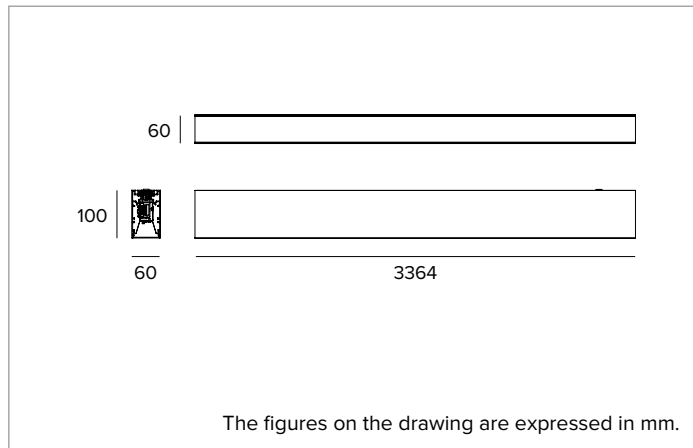


1T5750EL90 | LOGICO System - Ceiling/Suspension - Continuous light module
 Linear LED fixture for ceiling mounted or suspension system installation



	4000K	H(m)	D(m)	E _{max} (lx)
Ra90				106°
Fixture Power	218W	1	2.66	4858
Source Flux	23424lm	2	5.33	1215
Fixture Flux	15924lm	3	7.99	540
Efficacy	73lm/W	4	10.65	304
TS1470	I _{max} =207cd/klm	I _{max}	4858cd	5
			13.32	194



The figures on the drawing are expressed in mm.



SOURCE

LED Engine made of linear LED boards Ra90. Tunable White version available on request.

- Energy efficiency class:** E
- Nominal power:** 192W
- Nominal flux:** 23424lm
- Colour rendering index:** 90
- Rf:** 89.8
- Rg:** 98.7
- CCT nominal:** 4000K
- Lifetime (L80/B10):** >50000h tq +25°C

ILLUMINOTECHNICAL CHARACTERISTICS

Direct/indirect emission. Diffused light with opal screen - Highly reflective brushed aluminium reflector and opaline polycarbonate screen.

- Emission:** UP-DOWN OPAL
- Optical efficiency:** 68%
- Fixture flux:** 15924lm
- Luminous efficacy:** 73lm/W
- Photobiological safety:** Compliant with RG1 low risk group

MECHANICAL CHARACTERISTICS

White painted extruded aluminium body, available in four different lengths. Magnetic installation system to mount the light unit into the housing complete with an anti-fall safety cable.

- Colour and finish:** Plaster white
- Dimensions:** L=3364mm
- Weight:** 11.8Kg
- Version:** LINEAR
- Degree of protection:** IP20

ELECTRICAL CHARACTERISTICS

Integrated electronic ON-OFF power supply. Complete with electrical cables to guarantee feeding continuity (max 2kW for ceiling and recessed versions; max 0,6kW for the suspended version). Emergency Pack available on request. Luminaire compliant with EN 60598-2-22 for power supply from a centralised emergency system CPSS (Central Power Supply System), not incorporated in the luminaire - high risk areas excluded. The default power and flux are 100% in AC and 100% in DC.

- Fixture Power:** 218W
- Power supply:** 220-240Vac 50/60Hz
- Insulation Class:** CLASS 1
- Type of driver / Control:** ON-OFF
- Driver included:** YES
- Class F:** YES
- SAFE FLICKER:** PstLM=<1 and SVM=<0.4 (IEC TR 61547-1 and IEC TR 63158), to ensure a more comfortable and safe light
- Ambient temperature:** 0°C / +25°C

INSTALLATION

For linear configurations complete with a special connector to attach to the power supply. For other configurations accessorise with special X, T and L connectors. To be completed with mounting systems and end caps.

NOTES

110-277Vac version available on request.

REGULATIONS AND CERTIFICATIONS

ENEC.

WARRANTY

5 years.

WARNING

Luminaire designed for disposal/recycling at end-of-life. Replaceable (LED only) light source by a professional. Replaceable control gear by a professional.

Due to the technological evolution of the electronic components, the data provided may be updated, and as such, confirmation must be requested during the order process. Luminous flux and power supply have +/-10% tolerances with respect to the indicated value. tq +25°C (CIE 121).

We reserve the right to make technical changes.

Targetti Sankey S.r.l.
 Via Pratese, 164
 50145 Firenze - Italy
 Tel: +39 055 37911
 targetti.com
 targetti@targetti.com

CCIAA Firenze
 Share Capital:
 € 500.000,00
 VAT N. (IT):
 01537660480
 R.E.A: FI-275656



1T5750EL90 | LOGICO System - Ceiling/Suspension - Continuous light module

Linear LED fixture for ceiling mounted or suspension system installation

Related codes

End Caps



Colour	Code
○	1T5937

End caps for Ceiling Mounted and Suspension.
2x

Suspension



L mm	Colour	Code
2000	○	1T5899
4000	○	1T5902

Suspension cable.

To be ordered in the following quantities for every fixture length: 1 for 281mm version, 2 for the 562 / 1122 / 1682mm version, 3 for the 3364mm version, 3 for the L/T version and 4 for the X version.

Suspension cable compatible with ceiling or wall installations, even inclined.

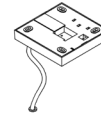
Mounting System

Colour	Code
○	1T6919

Wall installation: painted metal bracket.

To be ordered in the following quantities for every fixture length: 1 for 281mm version, 2 for the 562 / 1122 / 1682mm version, 3 for the 3364mm version.

Power Supply Kit



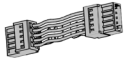
L mm	Driver	Colour	Code
4000	ON-OFF	○	1T5905EL

Suspension installation kit: power cable complete with a painted polycarbonate rosette.

Max 0.6kW.

Accessories

Electrical Connector



Code
1T5911

Linear electrical connector.
EL/DALI.

Due to the technological evolution of the electronic components, the data provided may be updated, and as such, confirmation must be requested during the order process.

Luminous flux and power supply have +/-10% tolerances with respect to the indicated value. tq +25°C (CIE 121).

We reserve the right to make technical changes.

Targetti Sankey S.r.l.
Via Pratese, 164
50145 Firenze - Italy
Tel: +39 055 37911
targetti.com
targetti@targetti.com

CCIAA Firenze
Share Capital:
€ 500.000,00
VAT N. (IT):
01537660480
R.E.A: FI-275656

TARGETTI